



Anonymous Reporting System



**“SHE HAS BEEN
ALL OVER TWITTER
THREATENING
REVENGE.”**

**“I KNEW THIS
WOULD HAPPEN.”**

**“I SAW HIS PLANS
BUT DIDN'T BELIEVE
HE WOULD EVER
DO THIS.”**

**“HE TOLD ME HE
WAS GOING TO.”**



WHY DIDN'T THEY

SAY
SOMETHING





TODAY

**YOU WILL LEARN HOW TO
SAY SOMETHING TO PROTECT
YOURSELF, CLASSMATES
AND COMMUNITY AND HELP**

PREVENT VIOLENCE

SUICIDES AND THREATS.



1

LOOK FOR

WARNING SIGNS

SIGNALS AND THREATS



2

ACT

IMMEDIATELY

TAKE IT SERIOUSLY



3

**SAY
SOMETHING**





SCHOOLS ARE SAFE



HOWEVER...
SCHOOLS ARE NOT
IMMUNE TO VIOLENCE,
SUICIDE OR THREATS.

1-IN-3

students report
being sad or
hopeless for 2+
weeks in the last
12 months

1,000,000

students did not
go to school 1+
days in the last
30 days because
they felt unsafe at
or on their way
to and from school

ONE MILLION

students were harassed,
threatened or subject
to other forms
of cyberbullying



**THERE ARE STEPS YOU CAN
TAKE TO PROTECT
YOURSELF, CLASSMATES
AND COMMUNITY AND HELP**

PREVENT VIOLENCE

SUICIDES AND THREATS.

GOOD NEWS...

INDIVIDUALS OFTEN SHOW
WARNING SIGNS AND SHARE
INFORMATION BEFORE THEY
ARE **VIOLENT, ATTEMPT
SUICIDE OR MAKE THREATS**

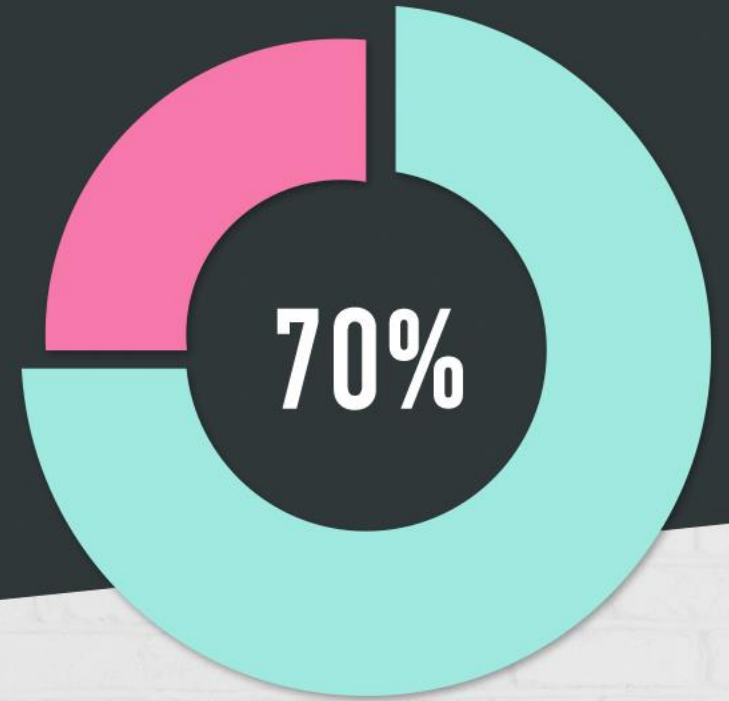


37%

**OF THREATS OF
VIOLENCE
WERE SENT
ELECTRONICALLY**

28%

**USED SOCIAL
MEDIA**



70% OF PEOPLE WHO COMPLETE SUICIDE TELL SOMEONE OF THEIR PLANS OR GIVE SOME OTHER WARNING SIGN.

IF WE TEACH YOU HOW TO:

- 1** LOOK for warning signs,
signals & threats.
- 2** ACT immediately.
Take it seriously.
- 3** SAY something.

WE WILL GET BETTER AT:

- 1** REDUCING violence,
threats & tragic
consequences.
- 2** CREATING safer,
healthier schools
& communities.

1

LOOK FOR

WARNING SIGNS

SIGNALS AND THREATS



A close-up, profile view of a young person's face. Their right eye is visible, looking downwards with a tearful expression. Their hand is partially visible near their mouth. The background is a soft, out-of-focus light color.

WHAT IS A WARNING SIGN?

Thoughts, feelings and behaviors that **INDICATE** significant change and that an individual may be in **NEED OF HELP**

A young person with dark hair, wearing a black hoodie with white drawstrings, is sitting on a concrete surface against a light blue wall. They are looking off to the side with a serious expression.

WHAT IS A WARNING SIGNAL?

Gestures or ACTIONS that
transmit information
which can be either
OVERT or VAGUE in nature



WHAT IS A THREAT?

Any communication directly or through a third party which has the **intent to HARM** themselves or someone



WHAT IS A THREAT?

- "Somebody should do that here." (supporting violent act)
- "Someone should blow this place up."
- "Life isn't worth living."
- "I am going to take her and her friends out."
- "You'd be better off without me."
- "They will regret they ever met me."

WHERE ARE WARNING SIGNS, SIGNALS AND THREATS FOUND?



SOCIAL MEDIA

**is a PRIMARY SOURCE
of signs, signals and
threats, followed by
hallways, lunchrooms and
classrooms.**

IN WHAT FORM ARE THEY FOUND?

- **SPOKEN**
- **PHOTOS**
- **VIDEOS**
- **WRITTEN**
- **GESTURES**
- **ACTIONS & BEHAVIORS**



IT'S NOT JUST ABOUT VIOLENCE AND SUICIDE.

YOU CAN ALSO HELP WITH OTHER PROBLEMS.

**X MAY HAVE
AN EATING
DISORDER**

**X SUBSTANCE
ABUSE OR
ADDICTION
PROBLEM**

**X BULLYING OR
BEING BULLIED**

**X MAY BE
A SEXUAL
PREDATOR/BEING
PREYED ON**

**X ABUSING OR
BEING ABUSED
(VERBALLY/
PHYSICALLY)**

2

ACT

IMMEDIATELY

TAKE IT SERIOUSLY



WHEN SHOULD YOU ACT?

WHEN YOU SEE, HEAR OR READ A
WARNING SIGN, SIGNAL OR
THREAT,



ACT IMMEDIATELY

AND SEEK HELP.



WHAT DELAYS ACTING IMMEDIATELY

- "We all spoke to him and he said he would never do that."
- "I thought someone else would tell someone."
- "I thought they would feel better tomorrow."
- "They are too young to hurt themselves or others."
- "He just wants attention. It's not real."
- "I would say something if it was a big enough deal."
- "I am waiting for the right moment to say something."
- "If he was going to do something, why would he announce it publicly?"

ACT

IMMEDIATELY

TAKE IT SERIOUSLY!

- There is no "Entry Age"
- Let the experts assess the sign, signal or threat
- Individuals often announce their planned actions
- Be an up-stander, not a bystander





WHAT STOPS ACTING IMMEDIATELY

If you tell on someone, you will be labeled a traitor, rat and/or risk of being alienated or physically hurt.

SAY

SOMETHING

VS.

TELLING ON SOMEONE

- Getting someone help for their own safety and well-being and to protect yourself and others from harm.
- You want to help them.

- Purposely trying to get someone in trouble for your own gain.
- You want to get them in trouble.

3

SAY
SOMETHING

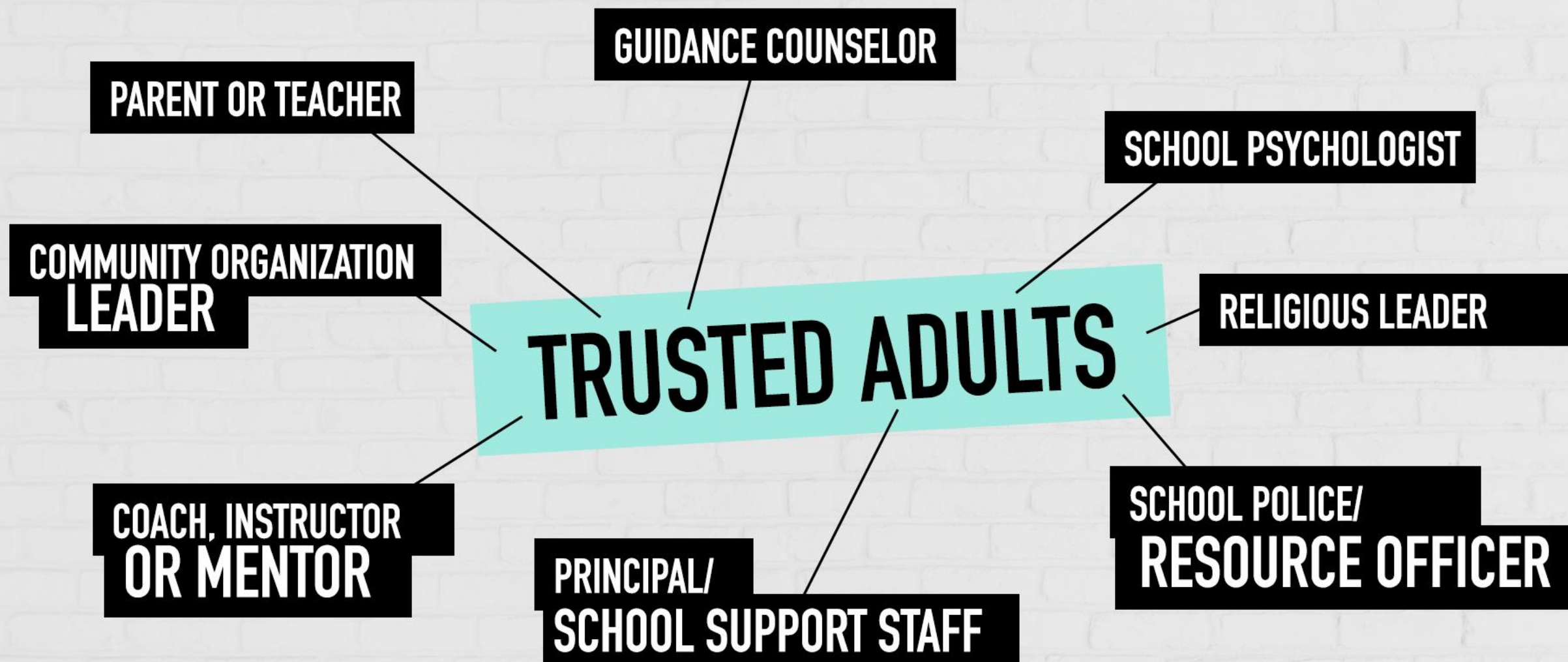


ALWAYS CALL
9 1 1
IF AN EMERGENCY

A photograph of a man in a dark suit and tie, kneeling on a staircase to talk to a young man sitting on the stairs. The young man is wearing a red and black plaid shirt and blue jeans, looking down with a distressed expression. The man in the suit is gesturing with his hands as he speaks. The background shows a wooden door and a metal railing. The entire image is overlaid with a teal tint.

SAY SOMETHING

TO A TRUSTED ADULT



**WHAT IF YOU CAN'T TELL A TRUSTED ADULT OR
YOU WANT TO REMAIN ANONYMOUS?**

INTRODUCING THE



ANONYMOUS REPORTING SYSTEM

HOW DOES IT WORK?

1

Report an anonymous tip.

2

Crisis Center may ask a few questions to understand the what's going on.

3

Within seconds the right people will be notified.

1

SUBMIT YOUR TIP ANONYMOUSLY

24/7 – 365 Days a Year



mobile app



1-844-SAF2SAY



Safe2SayPA.org

2

TIPS SENT TO 24/7 CRISIS CENTER

1. Analyst ensures tip has enough information
2. MAY ask more questions via "2-way anonymous dialogue"
3. Forwards tip to school officials and 911 (as needed)

3

INTERVENE AND HELP

1. School Officials and 911 (as needed) immediately assess, intervene and take action to protect students
2. School Officials report outcomes into the Safe2Say Something system to ensure accountability and follow-up of tips

HOW DO I USE THE APP?

**DOWNLOAD THE APP ONTO
YOUR PHONE OR MOBILE DEVICE**

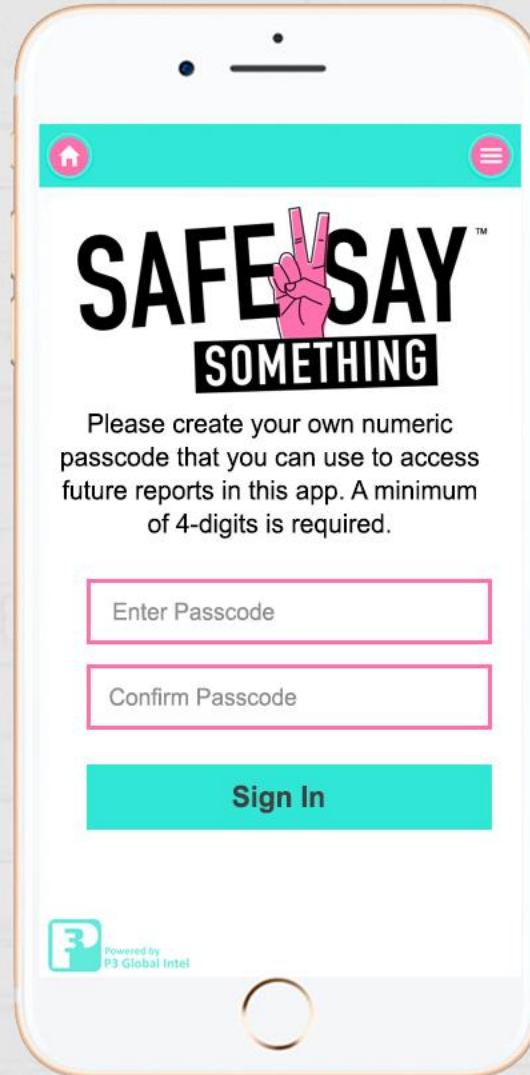


Search for "Safe2Say Something"

HOW DO I USE THE APP?

1

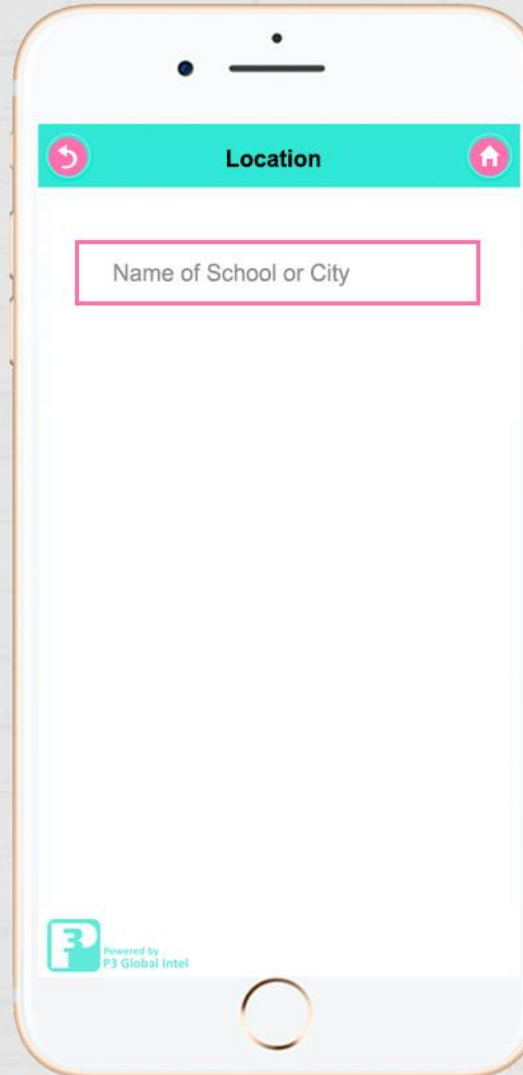
**CREATE AND
ENTER A 4-
DIGIT PASSCODE
WHEN PROMPTED**



The smartphone screen displays the app's login interface. At the top, there is a teal header bar with a home icon on the left and a menu icon on the right. Below the header, the app's logo "SAFE SAY SOMETHING" is centered, featuring a pink hand making a peace sign over the word "SAFE". Underneath the logo, a text prompt reads: "Please create your own numeric passcode that you can use to access future reports in this app. A minimum of 4-digits is required." Below this prompt are two input fields: "Enter Passcode" and "Confirm Passcode", both with pink borders. At the bottom of the screen is a teal "Sign In" button. A small logo at the very bottom left indicates the app is "Powered by P3 Global Intel".

2

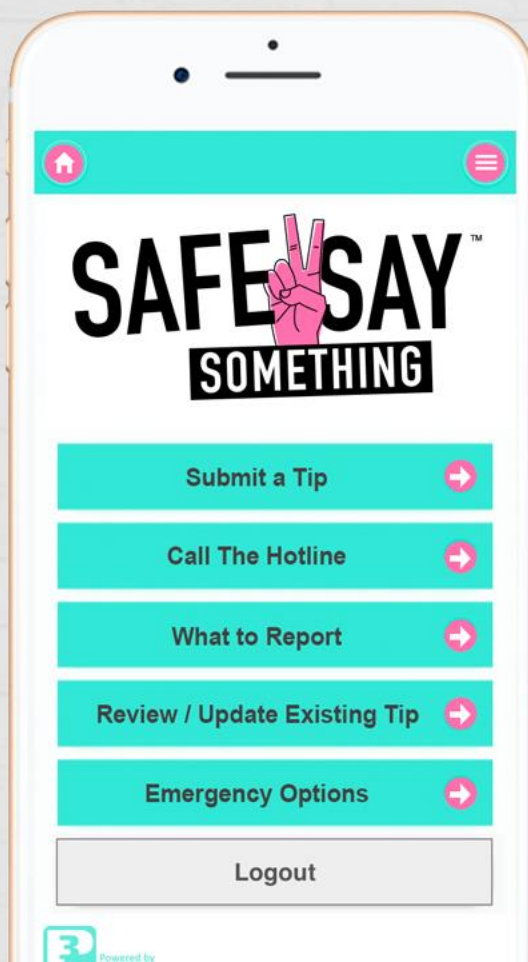
**ENTER THE
SCHOOL NAME
YOU ATTEND BU
TYPING IN ITS
NAME OR
SEARCHING BY
CITY OR TOWN**



The smartphone screen displays the app's location search interface. It has a teal header bar with a back arrow on the left and a home icon on the right. Below the header, the word "Location" is centered. Underneath is a single input field with a pink border containing the placeholder text "Name of School or City". At the bottom left, a small logo indicates the app is "Powered by P3 Global Intel".

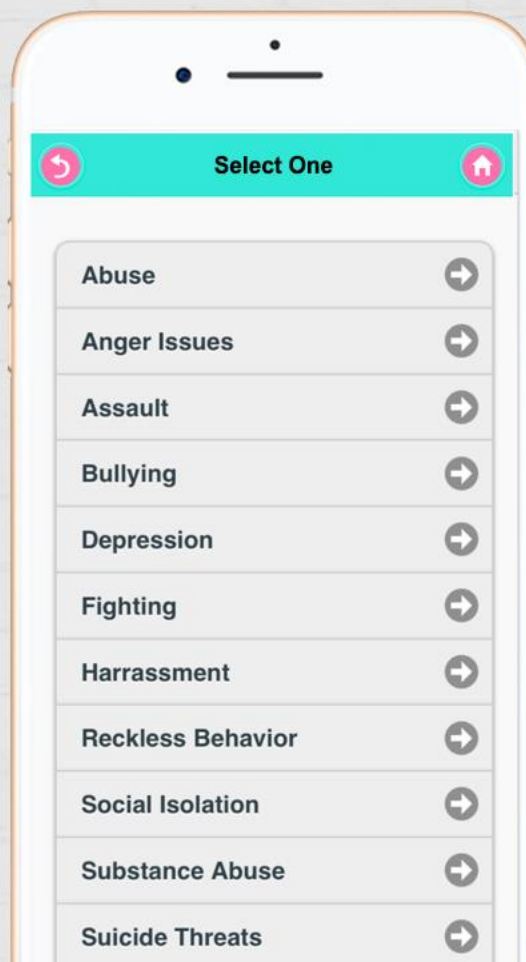
HOW DO I USE THE APP?

1. Select "Submit a Tip"



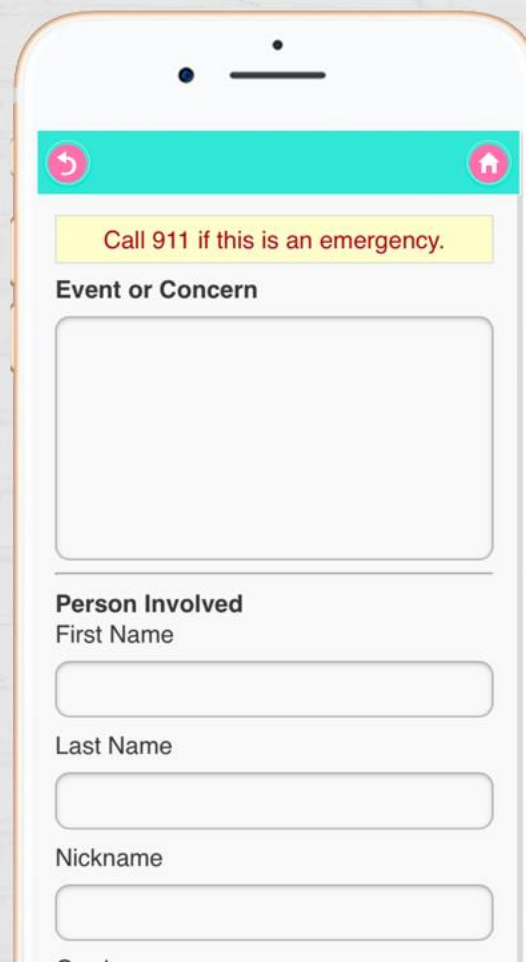
The app home screen features the 'SAFE SAY SOMETHING' logo at the top. Below the logo is a teal sidebar menu with the following options: 'Submit a Tip', 'Call The Hotline', 'What to Report', 'Review / Update Existing Tip', 'Emergency Options', and 'Logout'.

2. Select a "Concern"



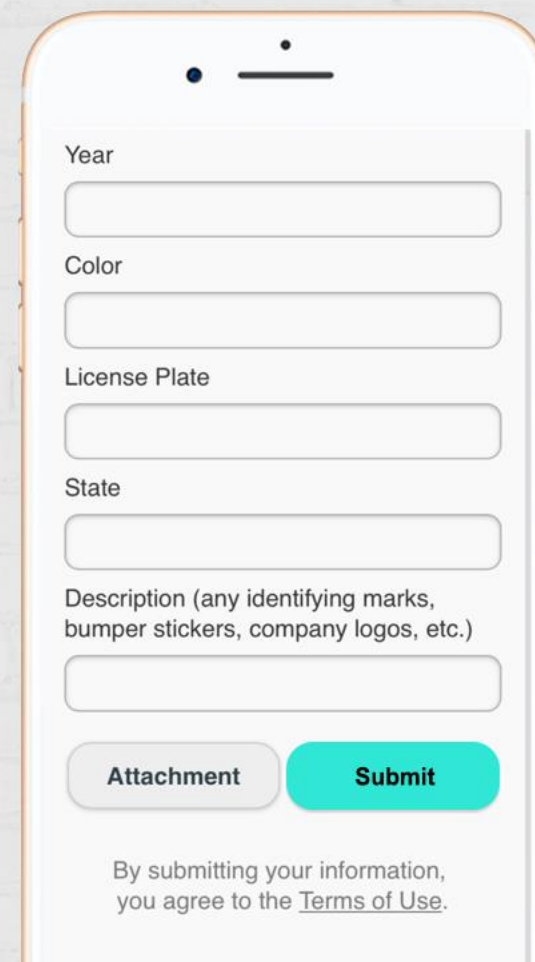
The 'Select One' screen displays a list of concerns, each with a right-pointing arrow: Abuse, Anger Issues, Assault, Bullying, Depression, Fighting, Harrassment, Reckless Behavior, Social Isolation, Substance Abuse, and Suicide Threats.

3. Provide Details (Scrolling Down)



The 'Provide Details' screen includes a yellow warning box that says 'Call 911 if this is an emergency.' Below this is a large text area for 'Event or Concern'. Further down are input fields for 'Person Involved' (First Name, Last Name, Nickname).

4. Attach Photos, Videos or Sound Files and Submit Tip



This screen contains input fields for 'Year', 'Color', 'License Plate', and 'State'. It also has a large text area for 'Description (any identifying marks, bumper stickers, company logos, etc.)'. At the bottom are 'Attachment' and 'Submit' buttons, followed by a disclaimer: 'By submitting your information, you agree to the [Terms of Use](#).'

HOW DO I USE THE APP?

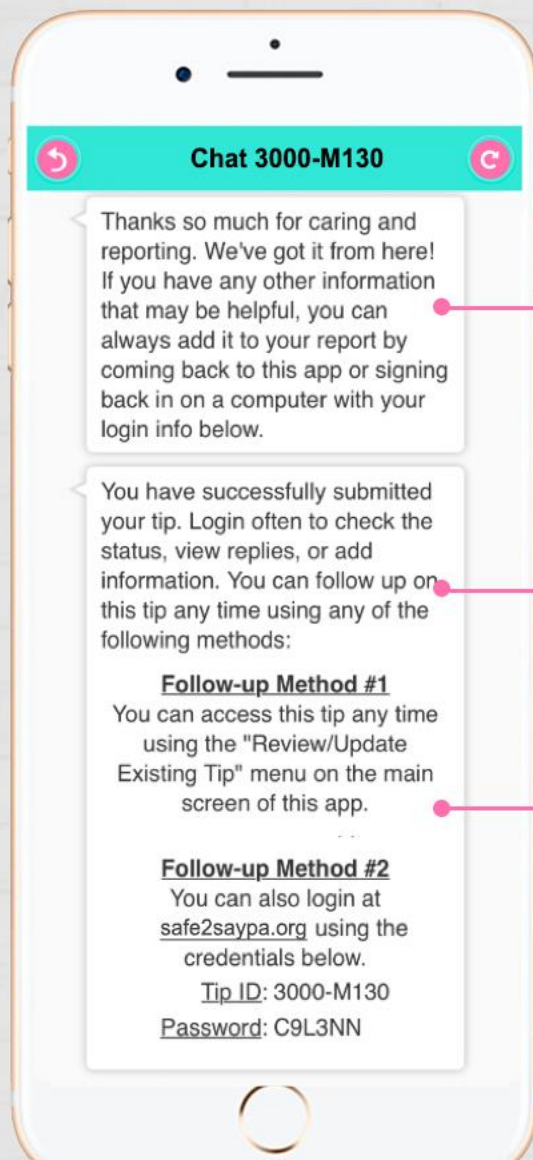
AFTER YOU SUBMIT A TIP YOU WILL RECEIVE

Acknowledgement and thanks for submitting tip

Statement on how to check the status, view replies or add more information to a submitted tip

TWO methods to check status, view replies or add information:

- 1 Via the app and the "review/update existing tip"
- 2 Via website by inputting the provided tip ID number

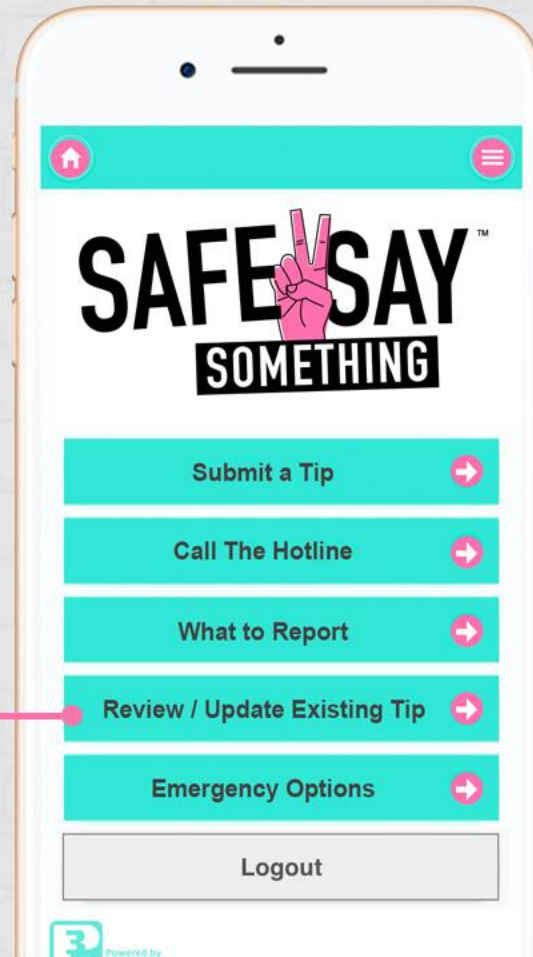


HOW DO I USE THE APP?

To Review / Update a Tip and 2-Way Anonymous Dialog

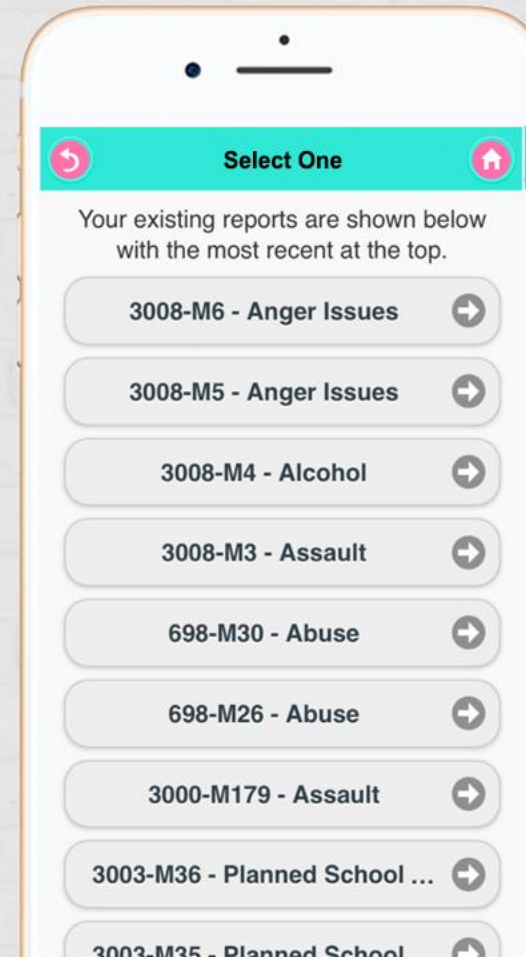
1

**SELECT "REVIEW"
AND UPDATE
EXISTING TIP**



2

**SELECT TIP AND
READ REQUEST OR
UPDATE INFORMATION
AND/OR ADD
ATTACHMENT**



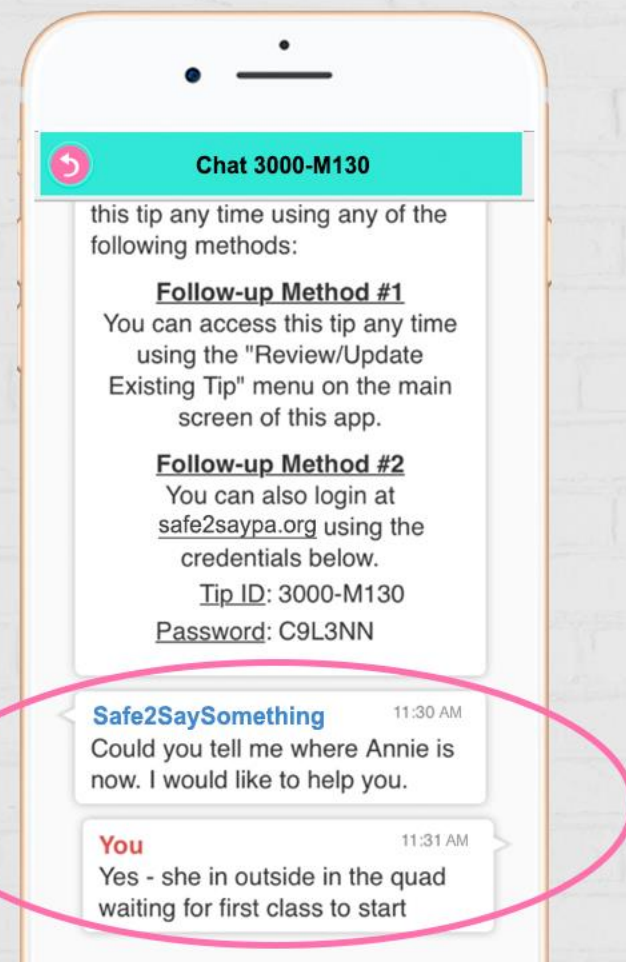
HOW DO I USE THE APP?

To Review / Update a Tip and 2-Way Anonymous Dialog

3

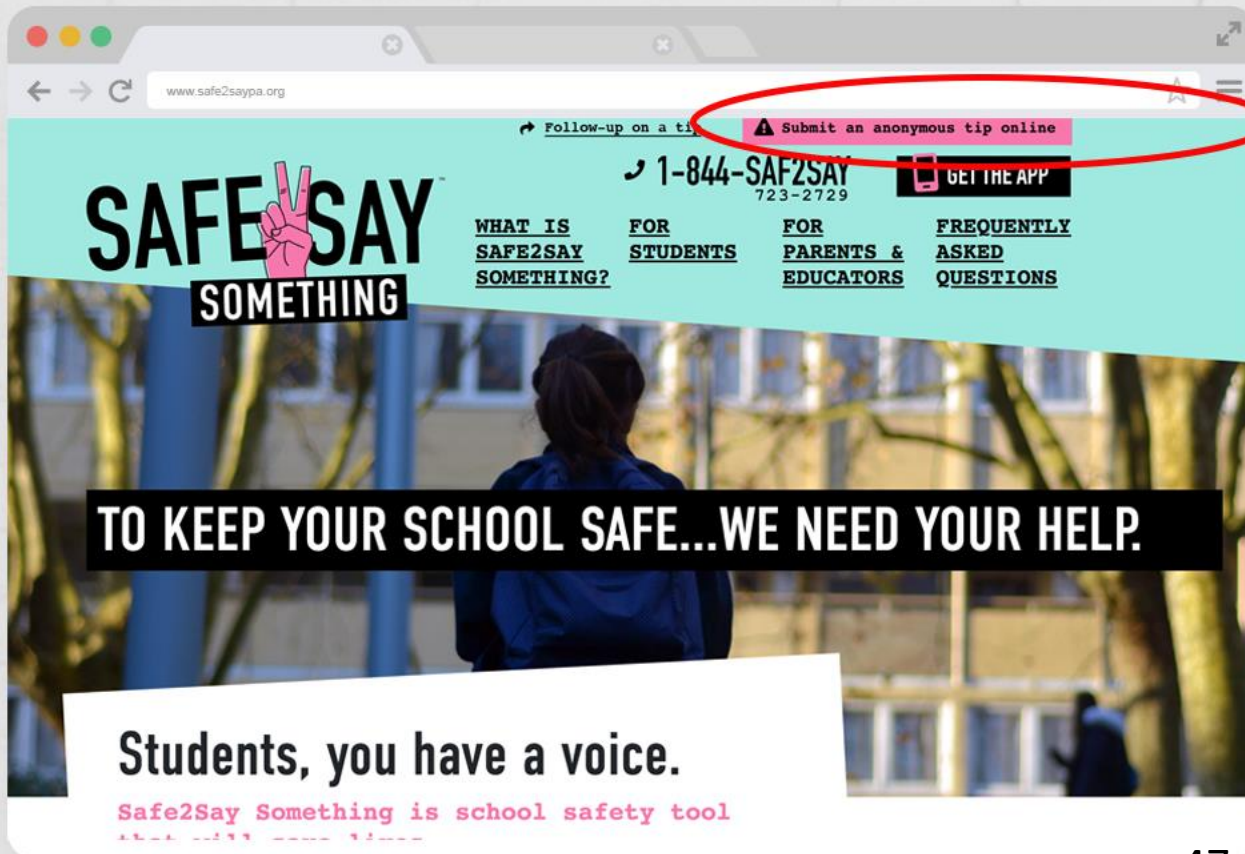
USE 2-WAY
ANONYMOUS
DIALOG BOX
TO UPDATE
TIP AND/OR
ANSWER
QUESTIONS

46



HOW DO I SUBMIT A TIP ON THE WEBSITE?

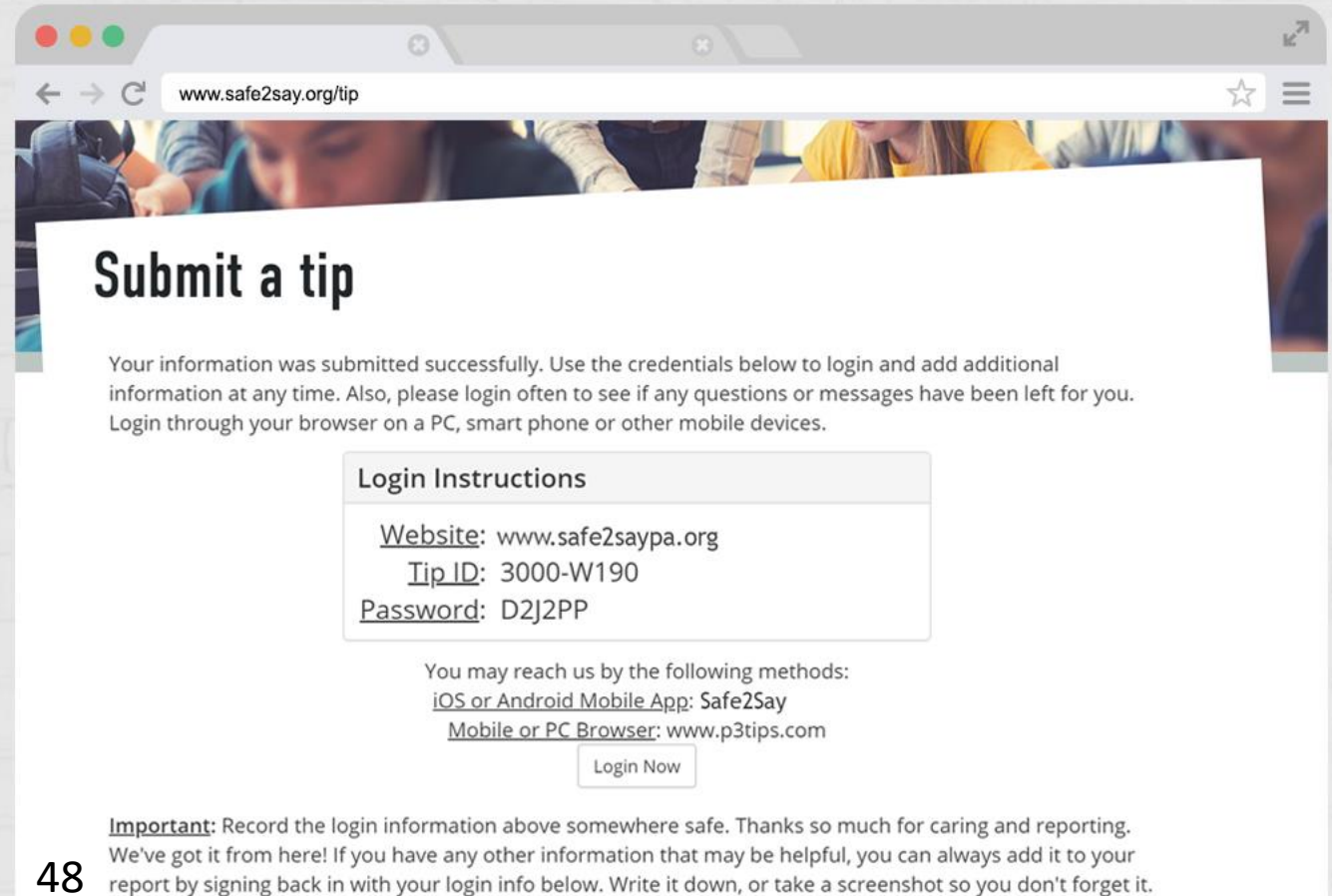
GO TO **SAFE2SAYPA.ORG** — SELECT “SUBMIT A TIP”
THEN COMPLETE FORM:

A screenshot of the 'Submit a tip' form on the Safe2Say website. The browser address bar shows 'www.safe2saypa.org/tip'. The page title is 'Submit a tip'. A red text warning says 'Call 911 if this is an emergency or a crime in progress.' Below this is a form titled 'Description of Concern/Event ^'. It has two main sections: 'School' with a text input field labeled 'Type the Name of the School or City', and 'Event Description: (Including... Who, What, When, Where and How Do You Know)' with a large text area.

HOW DO I SUBMIT A TIP ON THE WEBSITE?

ONCE SUBMITTED, YOU RECEIVE A TIP NUMBER /
PASSWORD TO ALLOW YOU TO:

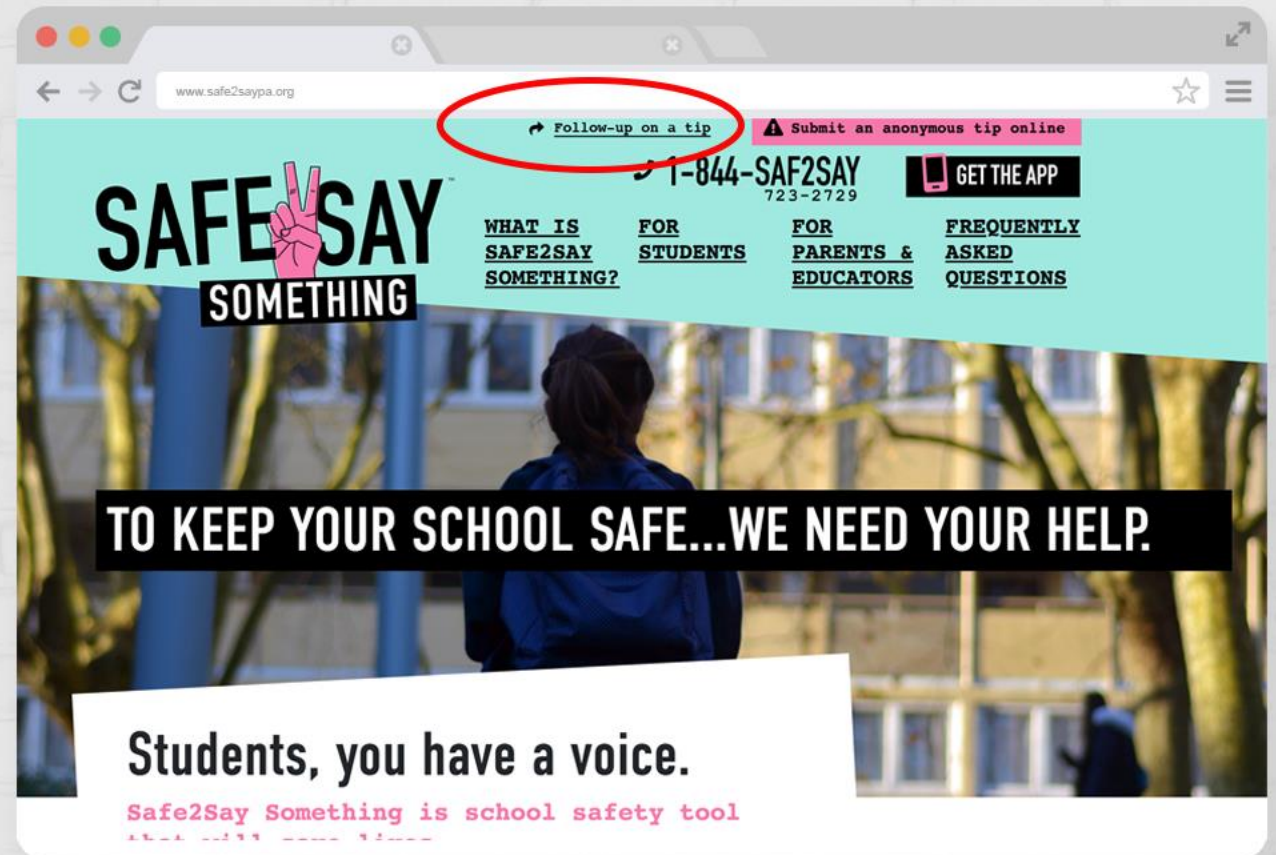
- PROVIDE NEW AND/OR
ADDITIONAL
INFORMATION BY
LOGGING IN
ANONYMOUSLY



The screenshot shows a web browser window with the address bar displaying www.safe2say.org/tip. The page has a header image of a group of people. The main heading is "Submit a tip". Below this, a message states: "Your information was submitted successfully. Use the credentials below to login and add additional information at any time. Also, please login often to see if any questions or messages have been left for you. Login through your browser on a PC, smart phone or other mobile devices." A box titled "Login Instructions" contains the following text: "Website: www.safe2saypa.org", "Tip ID: 3000-W190", and "Password: D2J2PP". Below this box, it says "You may reach us by the following methods:" followed by "iOS or Android Mobile App: Safe2Say" and "Mobile or PC Browser: www.p3tips.com". A "Login Now" button is located below the browser information. At the bottom, an "Important" note reads: "Record the login information above somewhere safe. Thanks so much for caring and reporting. We've got it from here! If you have any other information that may be helpful, you can always add it to your report by signing back in with your login info below. Write it down, or take a screenshot so you don't forget it."

TO UPDATE TIP/RESPOND TO INQUIRY USING 2-WAY ANONYMOUS DIALOG

Select "Follow-Up
on a Tip" and
enter tip ID #
and password





HOW DO I SUBMIT A TIP

BY PHONE



1 CALL 1-844-SAF2SAY (1-844-723-2729)

2 AN ANALYST WILL ASK A SERIES OF QUESTIONS – SUCH AS:

- Name of school you attend and its location
- Description of situation, individuals involved
- Location (as needed) and other details to assess the situation

3 AT THE END OF THE CALL, YOU WILL RECEIVE A TIP NUMBER AND PASSWORD TO ALLOW YOU TO:

- Login online or call back and provide new and/or additional information
- View or listen to private messages requesting additional anonymous information from you

SUBMIT YOUR TIP ANONYMOUSLY



mobile app



1-844-SAF2SAY



Safe2SayPA.org

**SUBMIT SECURE AND ANONYMOUS SAFETY
CONCERNS 24/7, 365 DAYS A YEAR.**

**YOU HAVE BEEN GIVEN THE RIGHT OF
ANONYMITY ... IF YOU ABUSE THAT
RIGHT YOU MAY LOSE THAT RIGHT AND
COULD FACE PROSECUTION**

1

LOOK FOR

WARNING SIGNS

SIGNALS AND THREATS

2

ACT

IMMEDIATELY

TAKE IT SERIOUSLY

3

SAY

SOMETHING

TO HELP CREATE A SAFER, HEALTHIER SCHOOL

WHY SAY SOMETHING?

YOU ARE THE **EYES** AND
EARS OF OUR SCHOOL.



WHY **SAY** **SOMETHING**?

YOU **SEE** AND **HEAR** THINGS
OTHERS DON'T.



WHY **SAY** **SOMETHING**?

YOU CAN REDUCE **VIOLENCE**,
SUICIDE AND **THREATS**.

SAFE  **SAY**™
SOMETHING